



Getting Ready for First Grade Summer Learning 2015

Directions/Direcciones:

This packet will provide fun activities to support and enrich the math and reading concepts on which your child worked this year. We would like for your child to do as many activities, and read as many books, as they can over the summer. **Then, please return this packet and this page with your signature to your child's new teacher at the beginning of the next school year to earn a surprise!** Your signature below indicates that your child tried some or all of the activities provided. Have fun with your child this summer!

Este paquete proveerá actividades divertidas para apoyar y enriquecer los conceptos de matemáticas y de lectura en los cuales su hijo/a trabajó este año. Nos gustaría que su hijo/a haga cuantas actividades le sea posible y que lea cuantos libros pueda durante el verano. Al comienzo del próximo año escolar, favor de firmar y regresar este paquete al nuevo maestro de su hijo/a para poder ganarse un premio. Su firma indica que su hijo/a trató de completar algunas o todas las actividades dadas. ¡Qué se divierta con su niño este verano!

Parent Signature/Firma del Padre _____



Visit these websites for summer learning fun!

Reading/Writing

- WORD WORK & READING SKILLS! LexiaCore5 --- www.lexiacore5.com
- LEVELED READERS! MyOn --- www.myon.com
- WORD WORK & READING SKILLS! ABCYa --- www.abcya.com
- CELEBRITIES WILL READ YOU A STORY! Storyline Online --- www.storylineonline.net
- CHECK THIS LINK OUT FOR A READ-ALOUD! Read to Me --- www.readtomeintl.org
- BUILD YOUR OWN STORY! Story Jumper --- www.storyjumper.com
- BUILD YOUR OWN STORY! Storynory --- www.storynory.com
- GET READY FOR 3RD – 5TH! SummerReads --- www.textproject.org/products/summerreads







Math

- Fact Triangle Cards --- www.mathatube.com/fact-triangle-flash-card.html
- Virtual Manipulatives --- www.nctm.org/Classroom-Resources/Interactives
- More Virtual Manipulatives --- www.illuminations.nctm.org/
- Video Skill Explanations --- www.khanacademy.org, www.learnzillion.com
- Fun Brain --- www.funbrain.com
- IXL --- www.ixl.com
- ABCYa --- www.abcya.com

Science/Social Studies


- WANT TO KNOW MORE ABOUT THE WORLD? Time for Kids --- www.timeforkids.com/TFK
- A WEBSITE WITH ANSWERS TO YOUR WONDERS! Wonderopolis --- www.wonderopolis.com
- INTERACTIVE RESOURCES FOR K-3! BrainPop Jr. --- www.brainpopjr.com
- INTERACTIVE, INTERESTING! BrainPop --- www.brainpop.com
- LOVE SCIENCE EXPERIMENTS? LOOK HERE! Science Bob --- www.sciencebob.com
- National Geographic Young Explorers ---
<http://ngexplorer.cengage.com/ngyoungexplorer/moreissues.html>
- National Geographic for Kids --- <http://kids.nationalgeographic.com/>

MATH MENU

 <p>Go on a Shape Hunt. Look for an item shaped like a square, rectangle and a circle in your house.</p>	<p>Count how many forks are in your house.</p>	<p>Count to 100.</p> 	<p>Estimate how many spoonfuls it will take to eat a bowl of cereal. Count each spoonful as you eat.</p>	<p>Draw a picture of five dogs. How many legs would they have?</p>
<p>Tell an adult something you did yesterday and something you want to do tomorrow.</p>	<p>When you go outside count how many people are wearing shorts or long pants and compare. Why might that change on another day?</p>	 <p>Practice your birthday, address, and phone number.</p>	<p>Sort the laundry by color, and by size. Which color has the most items?</p>	<p>Count the windows and doors in your house. Which is more? Which is less?</p> 
<p>Guess how many times you can jump on two feet in one minute. Now do it and see how close you were.</p>	<p>Count out 8 items (beans, cereal, etc.). What are all the different groups you can make with 8 things?</p>	<p>Count how many shoes are in your house.</p> 	<p>Make a picture using 3 circles, 4 triangles, and a shape with more than 4 sides. What does it look like?</p>	<p>Line up five boxes from shortest to tallest. Which one do you think is the heaviest?</p>
 <p>Draw a picture of your license plate and circle the largest number.</p>	<p>Make a pattern. Tell someone about your pattern.</p>	<p>Count out 25 items (beans, cereal, etc.). Now make a pile of 15 from the 25. How many are still left? Write a number sentence.</p>	<p>Count to 100 by 10s. Count to 100 by 5s. Which took longer? Why?</p>	<p>Find the ages of some of your relatives. Arrange the ages from youngest to oldest.</p>

LITERACY MENU

Read a book and tell what happens first, next, last.	Read a book and draw your favorite character.	Read an alphabet book. Find the letter your name begins with and make a list of other words that begin with the same letter.	Draw a picture about a book you have read.	Use your 'teacher handwriting'! Write the alphabet - uppercase and lowercase!
Decorate a writing folder. Keep the stories you write this summer inside!	<i>Get on LexiaCore5.</i>	Read a poem. Can you read it enough times to remember it without looking?	Cut words out of a newspaper and use them to build a new sentence!	Read a cookbook and make a recipe with an adult.
Make a list of your favorite ice cream flavors.	Go to the library and check out new books!	Make a card for someone special and mail it!	Read the directions to a game and then play it together.	Try out starfall.com. Find the online books!
Use sidewalk chalk to write down words you know.	Tell someone about your favorite book and why you like it.	Take a walk or a bike ride. Make a list of everything you see while outside.	Make a list of the four seasons. Draw a picture for each of them.	Make a list of all the books you will read this summer. How many will it be?
Read to someone special.	Read the restaurant signs you see while riding in the car.	Make a list of the fun things you get to do this summer. You can turn your list into stories anytime you want!	Describe a family member or friend. Have someone special guess who it is!	Make your own book and read it to a family member.





SUMMER READING LOG

List all the books you read this summer here. Let's see how many you can finish! Bring your reading log back with your summer packet on the first day of school next year. Glue or tape this document to the first page of your Summer Adventure Journal.

Title and Author	What did you like about this book?


To help myself read I can:

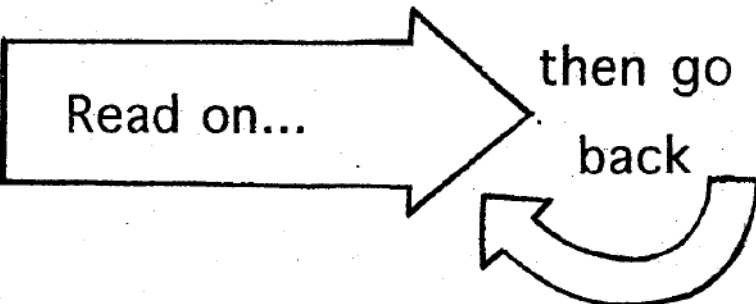
1. ✓ the 

2. Get my  ready.


3. Think:  Does it make sense?
Does it sound right?
Does it look right?

4. Find chunks I know.

5.  Go back and read it again!

6.  Read on... then go back


To help myself read I can:

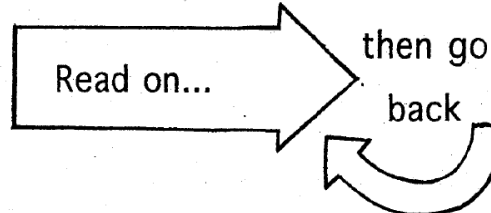
1. ✓ the 

2. Get my  ready.


3. Think:  Does it make sense?
Does it sound right?
Does it look right?

4. Find chunks I know.

5.  Go back and read it again!

6.  Read on... then go back

Hello,



SUMMER!

A Summer Journal by:

(name)

(year)




About MY DAY



_____ (date)

Draw a picture and write about your day.



MY SUMMER *Bucket List*

Make a list of things you want to do over the summer. Check them off as you do them!



MY SUMMERTIME

Favorites



Make a list of your favorite things you did this summer.

1. _____

2. _____

3. _____

4. _____

5. _____

6. _____

7. _____

8. _____

9. _____

10. _____

11. _____

12. _____





Handwriting practice lines consisting of multiple sets of three horizontal lines: a solid top line, a dashed middle line, and a solid bottom line.

Handwriting practice lines consisting of multiple sets of three horizontal lines: a solid top line, a dashed middle line, and a solid bottom line.