



Getting Ready for Third Grade Summer Learning 2015

Directions/Direcciones:

This packet will provide fun activities to support and enrich the math and reading concepts on which your child worked this year. We would like for your child to do as many activities, and read as many books, as they can over the summer. **Then, please return this packet and this page with your signature to your child's new teacher at the beginning of the next school year to earn a surprise!** Your signature below indicates that your child tried some or all of the activities provided. Have fun with your child this summer!

Este paquete proveerá actividades divertidas para apoyar y enriquecer los conceptos de matemáticas y de lectura en los cuales su hijo/a trabajó este año. Nos gustaría que su hijo/a haga cuantas actividades le sea posible y que lea cuantos libros pueda durante el verano. Al comienzo del próximo año escolar, favor de firmar y regresar este paquete al nuevo maestro de su hijo/a para poder ganarse un premio. Su firma indica que su hijo/a trató de completar algunas o todas las actividades dadas. ¡Qué se divierta con su niño este verano!

Parent Signature/Firma del Padre _____



Visit these websites for summer learning fun!

Reading/Writing

- ☐ WORD WORK & READING SKILLS! LexiaCore5 --- www.lexiacore5.com
- ☐ LEVELED READERS! MyOn --- www.myon.com
- ☐ WORD WORK & READING SKILLS! ABCYa --- www.abcya.com
- ☐ CELEBRITIES WILL READ YOU A STORY! Storyline Online --- www.storylineonline.net
- ☐ CHECK THIS LINK OUT FOR A READ-ALoud! Read to Me --- www.readtomeintl.org
- ☐ BUILD YOUR OWN STORY! Story Jumper --- www.storyjumper.com
- ☐ BUILD YOUR OWN STORY! Storynory --- www.storynory.com
- ☐ GET READY FOR 3RD – 5TH! SummerReads --- www.textproject.org/products/summerreads


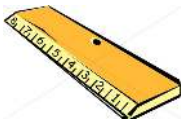




Math

- ☐ Fact Triangle Cards --- www.mathatube.com/fact-triangle-flash-card.html
- ☐ Virtual Manipulatives --- www.nctm.org/Classroom-Resources/Interactives
- ☐ More Virtual Manipulatives --- www.illuminations.nctm.org/
- ☐ Video Skill Explanations --- www.khanacademy.org, www.learnzillion.com
- ☐ Fun Brain --- www.funbrain.com
- ☐ IXL --- www.ixl.com
- ☐ ABCYa --- www.abcya.com

Science/Social Studies

- ☐ WANT TO KNOW MORE ABOUT THE WORLD? Time for Kids --- www.timeforkids.com/TFK
- ☐ A WEBSITE WITH ANSWERS TO YOUR WONDERs! Wonderopolis --- www.wonderopolis.com
- ☐ INTERACTIVE RESOURCES FOR K-3! BrainPop Jr. --- www.brainpopjr.com
- ☐ INTERACTIVE, INTERESTING! BrainPop --- www.brainpop.com
- ☐ LOVE SCIENCE EXPERIMENTS? LOOK HERE! Science Bob --- www.sciencebob.com
- ☐ National Geographic Young Explorers ---
<http://ngexplorer.cengage.com/ngyoungexplorer/moreissues.html>
- ☐ National Geographic for Kids --- <http://kids.nationalgeographic.com/>

MATH MENU

| | | | | |
|---|--|--|---|--|
| <p>I am thinking of a number between 10 and 100 that has one 9 in it. What might the number be?</p>  | <p>Record your height in inches and centimeters. How many feet are you? How many meters?</p> |  <p>Draw a line that is 10 cm long and one that is 3 cm shorter.</p> | <p>Bill bought a toy for 57¢. He paid with 3 quarters. How much change did he get back?</p> | <p>A cylinder is the shape of a can. Find and write down things in your house having the shape of a cylinder.</p>  |
| <p>Fold a piece of paper in half 2 times. Open it. How many rectangles? Now fold it in half 3 times. How many rectangles? Now fold it 4 times. How many rectangles?</p> | <p>Write numbers from 0 to 100 by 3's. What pattern do you see?</p> | <p>I am thinking of a number that is between 10 and 100 that has one 9 in it. What might the number be?</p> | <p>Make a list of things that come in two's, three's and four's.</p> | <p>I am thinking of a number between 10 and 100 that has one 7 in it. What are 5 numbers that might my number be?</p> |
| <p>Skip count by 2's, 5's, and 10's to 100. Write each pattern on a piece of paper. Create another pattern.</p> | <p>Is the number of pets in your house greater or less than the number of people? Write a number sentence using a greater than or less than sign to show this.</p> | <p>Use coins to count back the change you would get if you bought candy for 12 cents and paid for it with a quarter.</p> | <p>I have \$1.00 in quarters, dimes, and nickels. What coins might I have?</p>  | <p>Write all of the addition sentences that have an answer of 9. Now write all the addition sentences that have an answer of 10.</p> |
| <p>Fill a sandwich bag with cereal. Estimate how many pieces are in the bag. Count to see how many there are. Find the difference between your estimate and the actual number.</p> | <p>Record the temperature outside in the early morning then again in the late afternoon. How many degrees did it change?</p>  | <p>Start at 8, add 4, subtract 6, and add 9. What is the answer? Now make up your own and have a family member solve it.</p> | <p>Estimate how long it will take you to clean your room. Write it down, set a timer and clean. How close were you?</p>  | <p>Find containers that measure 1 cup, 1 pint, 1 quart, and 1 gallon. Determine how many cups are in a pint, pints in a quart, and quarts in a gallon. Explore to find other equal measures such as the number of cups in a quart and so on.</p> |
| <p>Find 10 rectangles or rectangular prisms in your house. Write down where you found them.</p> | <p>Write down the ages of all of the people in your family. How old will each of them be in 10 years?</p> | <p>Make the largest and the smallest numbers you can using 4, 7, and 2. Find their difference and their sum.</p> | <p>What time is it now? Write down the time. What time will it be in 30 minutes? What time was it 20 minutes ago?</p> | <p>Tell an adult what are your goals for math this year. What do you want to learn? What will you need to do to grow as a mathematician?</p> |

LITERACY MENU

| | | | | |
|---|---|---|--|--|
| Read a book with awesome pictures. How do the pictures tell the story? | Reread your favorite book. What is one way you are just like the main character? What is one way you are different from the main character? | Think of a new ending for your favorite book. Write it down or tell a friend! | Put your favorite TV show on mute and turn on the 'closed caption' feature so you can read the show instead of listen to it! | Make a list of things to do today. Cross off each item as you finish it. |
| Decorate a writing folder. Keep the stories you write this summer inside! | Get on LexiaCore5. | Read a poem. Can you read it enough times to remember it without looking? | Cut words out of a newspaper and use them to build a story! | Read a cookbook and make a recipe with an adult. |
| Ask someone special to take you out for ice cream. Give them three reasons why they should. | Go to the library and check out new books! | Find your favorite author's address online. Write a letter and mail it or write an email and send it! | Read a book and then watch the movie. Are they the same? Different? | Go to the National Geographic Young Explorers link from the summer website list. Share an interesting book with someone special. |
| Use sidewalk chalk to draw a comic strip. | Read a book to someone younger. Teach them to read. ☺ | Take a walk or a bike ride. Make a list of everything you see while outside. Sort the list into categories. | Read a non-fiction book about an animal. Tell someone three things you learned. | Make a list of all the books you will read this summer. How many will it be? |
| Read to someone special. | Create your own literacy activity --- write it here! | Make a list of the fun things you want to do this summer. You can turn your list into stories anytime you want! | Describe what a family member or friend looks like, sounds like, and acts like. Have someone special guess who it is! | Make your own book and read it to a family member. |





Title and Author

[illegible]

**Comprehension Strategy
Bookmark**

Make Connections

I think I already know ____ because ____.
This reminds me of ____ because ____.



Predict

I think I will learn ____ because ____.
I think ____ will happen next because ____.




Question

I see ____ and I wonder ____.
Who? What? Where? When? Why? How?
Why do you think ____?



Monitor

I didn't get the ____ (word, part,
sentence, paragraph, chapter) so I ____.




Infer

I can tell that ____ because ____.
Book clues ____ My clues ____



Summarize

This is about ____ . First, ____ .
Next, ____ . Then, ____ . Finally, ____ .



Synthesize

I now think ____ .
My "ahh" is ____ because ____ .



Evaluate

I rate ____ because ____ .
I agree/disagree with ____ because ____ .



**Comprehension Strategy
Bookmark**

Make Connections

I think I already know ____ because ____.
This reminds me of ____ because ____.



Predict

I think I will learn ____ because ____.
I think ____ will happen next because ____.




Question

I see ____ and I wonder ____.
Who? What? Where? When? Why? How?
Why do you think ____?



Monitor

I didn't get the ____ (word, part,
sentence, paragraph, chapter) so I ____.



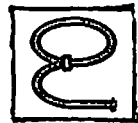
Infer

I can tell that ____ because ____.
Book clues ____ My clues ____



Summarize

This is about ____ . First, ____ .
Next, ____ . Then, ____ . Finally, ____ .



Synthesize

I now think ____ .
My "ahh" is ____ because ____ .




Evaluate

I rate ____ because ____ .
I agree/disagree with ____ because ____ .



Hello,



SUMMER!

A Summer Journal by:

(name)


(year)





_____ (date)

Draw a picture and write about your day.



MY SUMMER *Bucket List*

Make a list of things you
want to do over the summer.
Check them off as you do them!

☐

☐

☐

☐

☐

☐

☐

☐

☐

☐

☐



MY SUMMERTIME

Favorites



Make a list of your favorite things you did this summer.

1. _____

2. _____

3. _____

4. _____

5. _____

6. _____

7. _____

8. _____

9. _____

10. _____

11. _____

12. _____





A series of horizontal lines for writing, starting with a long line below the butterfly and followed by 18 more lines of equal length, all spanning the width of the page.

Handwriting practice lines consisting of multiple sets of solid top and bottom lines with a dashed midline for letter height guidance.

Handwriting practice lines consisting of multiple sets of solid top and bottom lines with a dashed midline for letter height guidance.